

# Looking into the factors that affect the improvement of English language proficiency of NIS students

Assem Issabekova, AEO Nazarbayev Intellectual Schools



# A Network of 21 schools

## 21 SCHOOLS:

- 19 –NIS Programme, 2 - IB
- ✧ 18 schools Grade 7-12;
- ✧ 3 school Grade 1-12;
- ✧ 1 school – fee based;

**15 000** students

**10 101** graduates

**2 720** teachers

**208** international teachers

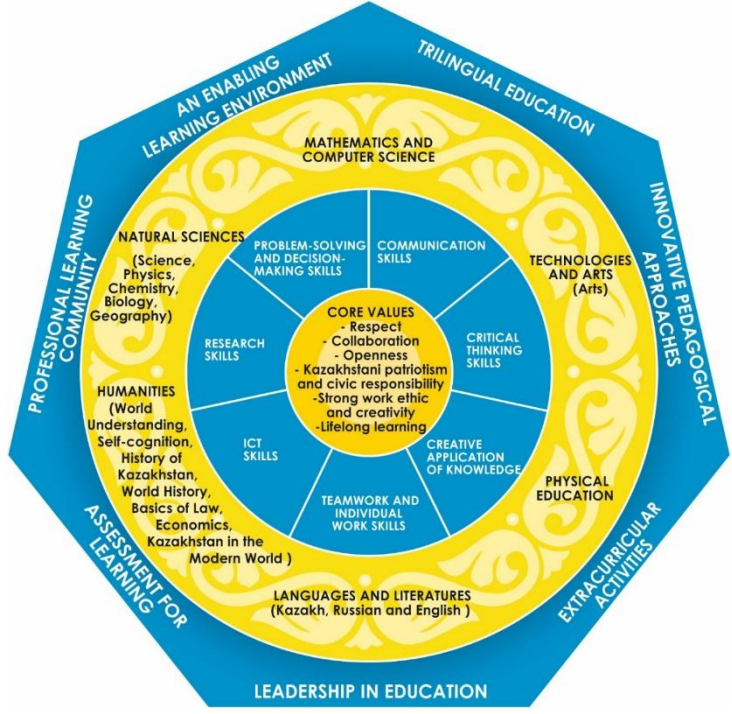


18 accredited by CIS  
2 - to be accredited by the end of 2019

- ✧ Centre for Educational Programmes
- ✧ Center for Pedagogical Measurements
- ✧ Center of Excellence
- ✧ Center of Information Technologies
- ✧ NIS-Service



# NIS-Programme



## Core Principles:

- ✧ Values are aligned with learning objectives
- ✧ Learning outcomes in the form of a wide range of skills
- ✧ Holistic interaction with the surrounding world
- ✧ Improving students' level of involvement in their learning, and inculcating a sense of personal responsibility for their future
- ✧ Criteria-based assessment system for & of learning
- ✧ Trilingual education
- ✧ Second foreign language: Chinese, Korean, German, French

*Citizenship-developing subject taught in **Kazakh Integration** of History, Geography and Economics Emphasis on research skills*

*Strengthening **global citizenship, critical thinking and research skills***

***Natural sciences, Economics, GPPW are studied in English***

## High School Model

### Compulsory subjects

- Mathematics
- Kazakh / Russian and Literature (L1)
- Kazakh / Russian and Literature (L2)
- English
- History of Kazakhstan (Kazakhstan in the Modern World)
- Global Perspectives and Project Work
- Physical Education
- Initial Military Preparation

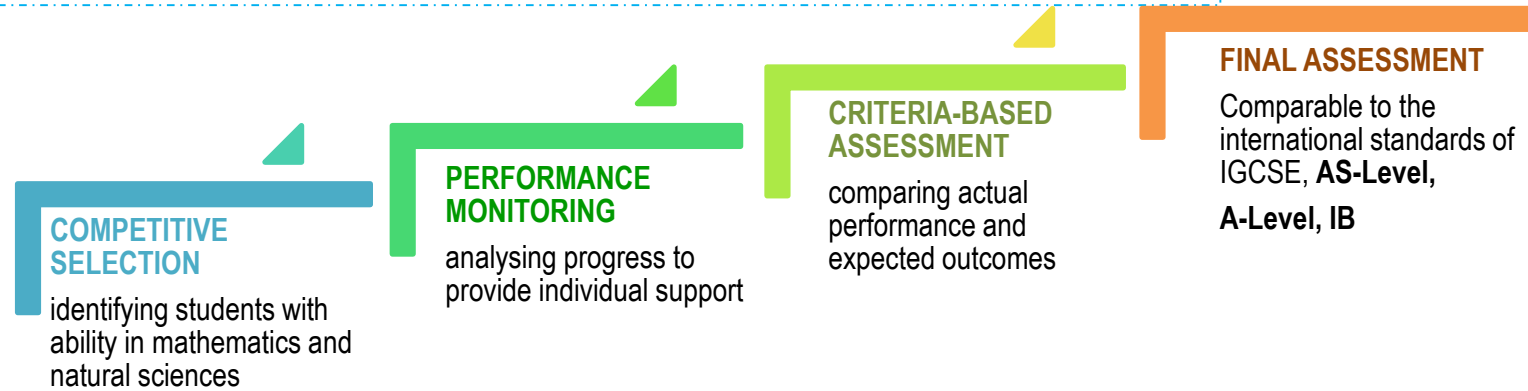
+

All students study electives at Advanced level

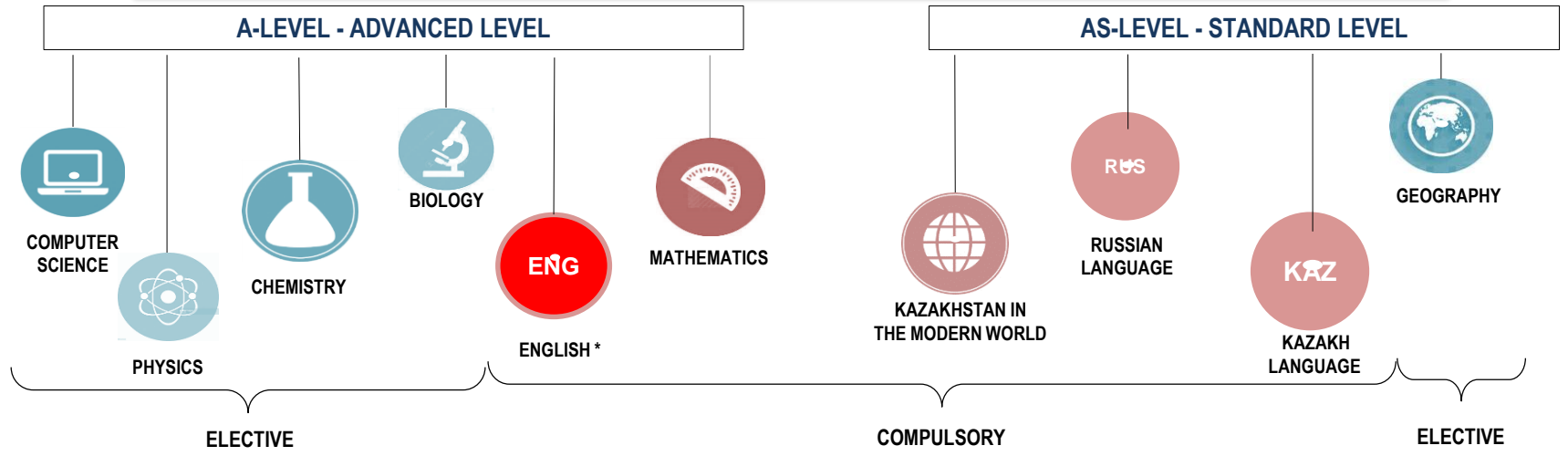
# Assessment system

## Core Principles:

- ✧ Providing individual support to every student from enrollment to graduation



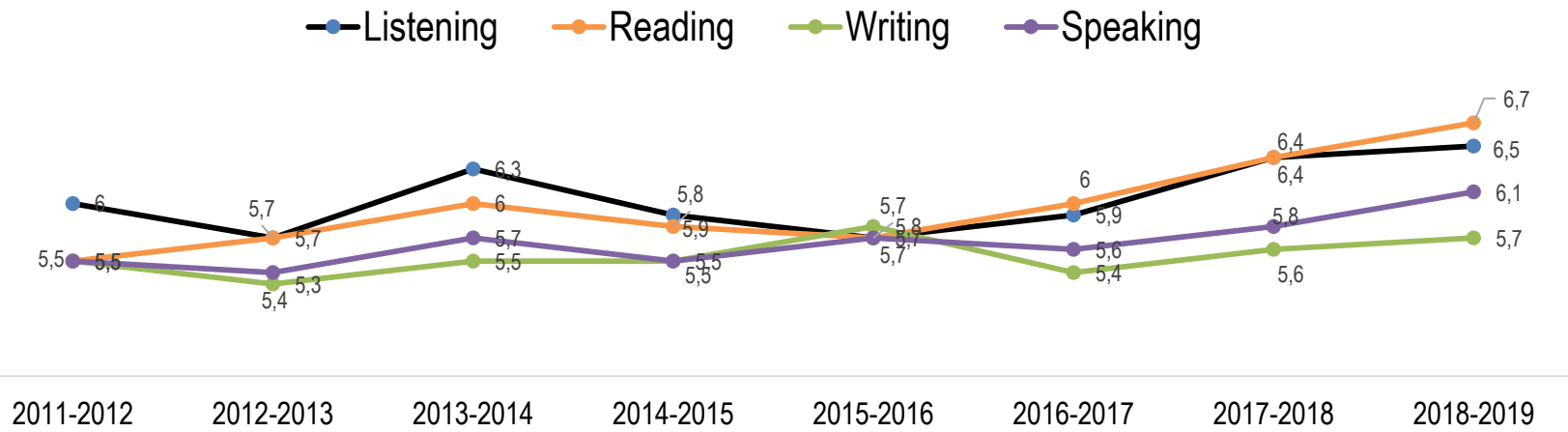
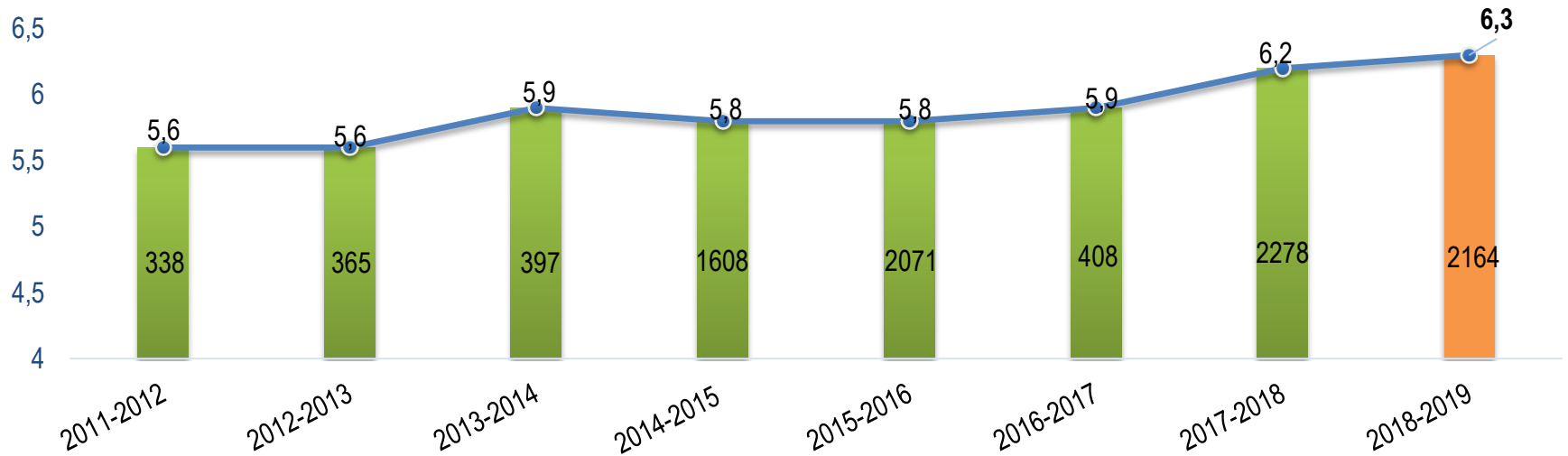
## External Assessment



\* IELTS – an external compulsory exam for 12 Grade students on English language



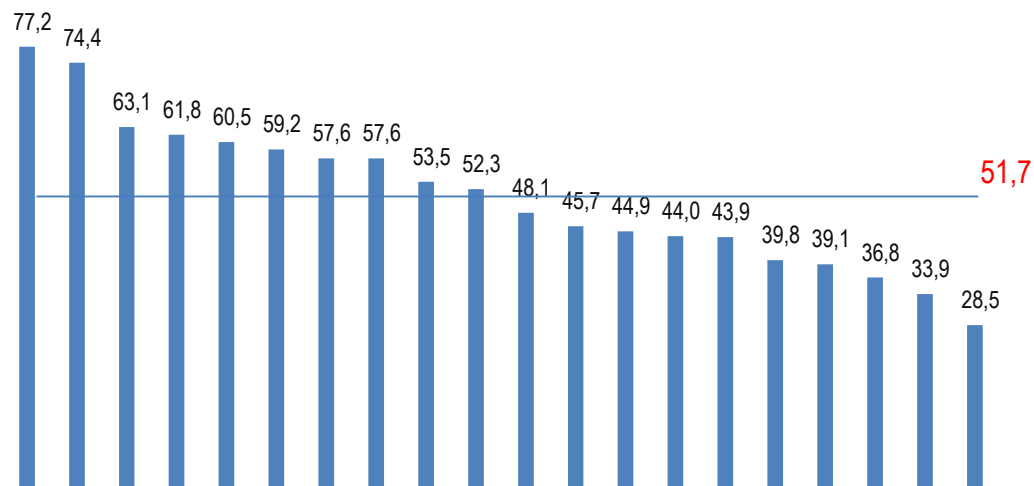
# Average score on IELTS by school years



# Percentage of students with the C1 level on CEFR

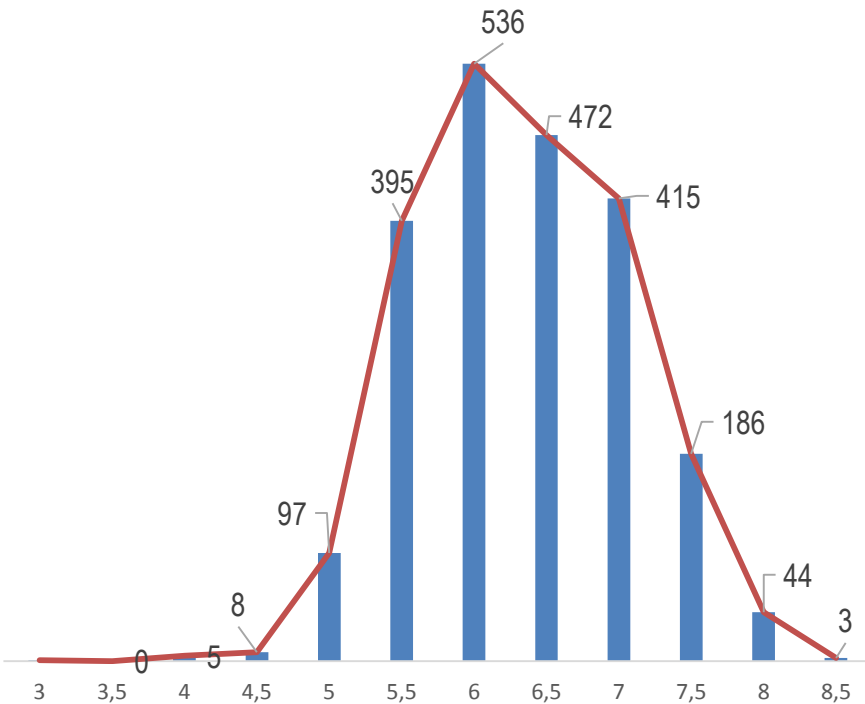
C1 on CEFR – equivalent to 6.5 and above on IELTS

№	Intellectual Schools	Number	Number of students get 6,5 and above	%
1	NIS 1	125	98	77,2
2	NIS 2	79	59	74,7
3	NIS 3	244	154	63,1
4	NIS 4	68	42	61,8
5	NIS 5	201	121	60,2
6	NIS 6	76	45	59,2
7	NIS 7	85	49	57,6
8	NIS 8	118	68	57,6
9	NIS 9	71	38	53,5
10	NIS 10	88	46	52,3
11	NIS 11	133	64	48,1
12	NIS 12	94	43	45,7
13	NIS 13	78	35	44,9
14	NIS 14	75	33	44,0
15	NIS 15	57	25	43,9
16	NIS 16	103	41	39,8
17	NIS 17	109	43	39,4
18	NIS 18	87	32	36,8
19	NIS 19	115	39	33,9
20	NIS 20	158	45	28,5
	<b>Overall</b>	<b>2164</b>	<b>1120</b>	<b>51,7</b>

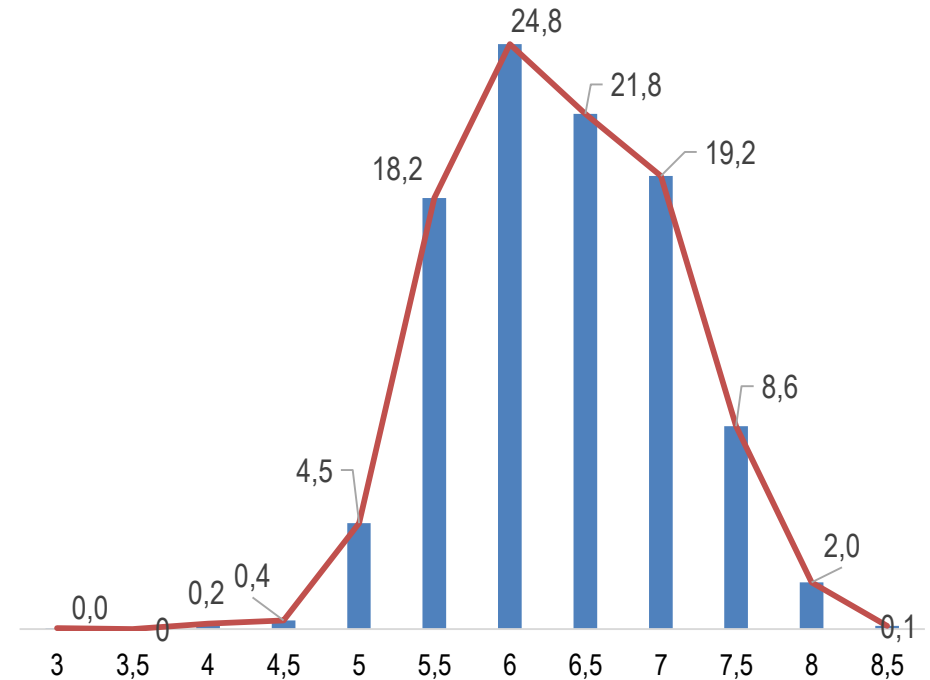


# Distribution of students' average scores

Number



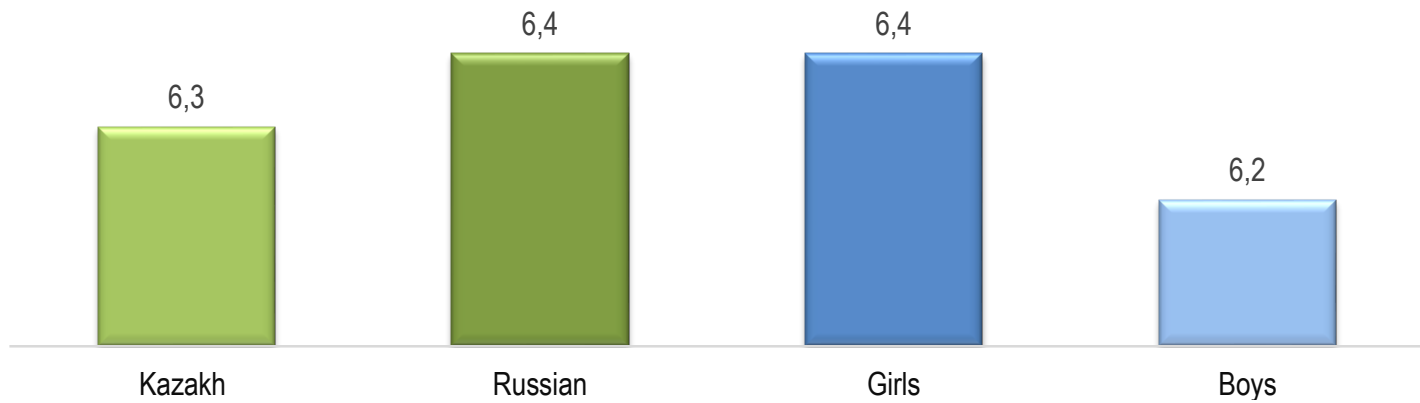
Percentage, %



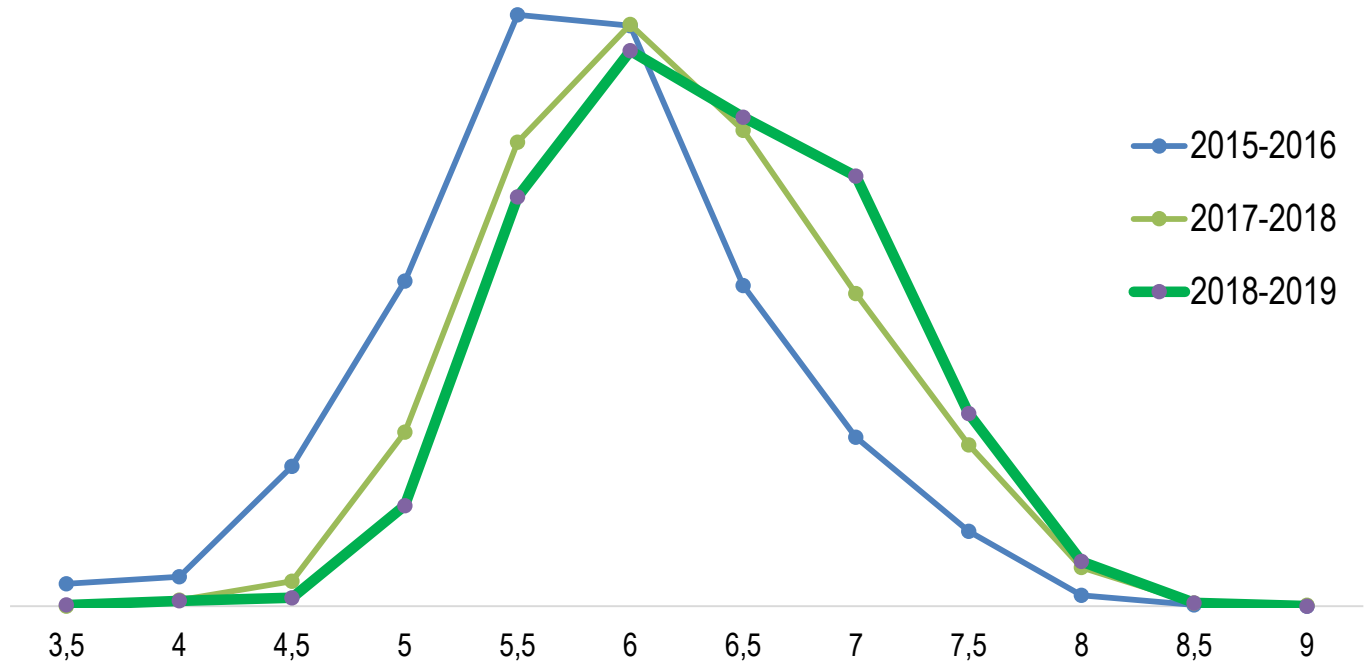
- ✧ Maximum score – 8.5
- ✧ Minimum score – 4

- ✧ Average score – 6,3
- ✧ SD – 0,73

## Average score by language of instruction and gender



## Distribution of students' average scores by school years





# Difference between scores

No	Intellectual school	Maximum score	Minimum score	Difference	SD
1	NIS 1	8,5	4,5	4	0,67
2	NIS 5	8	4,5	3,5	0,73
3	NIS 3	8,5	5	3,5	0,69
4	NIS 6	8	5	3	0,75
5	NIS 12	8	4,5	3,5	0,71
6	NIS 16	8	4	4	0,75
7	NIS 17	8	5	3	0,63
8	NIS 13	8	5	3	0,68
9	NIS 10	8	4	4	0,72
10	NIS 9	8	5	3	0,74
11	NIS 7	8,5	5	3,5	0,71
12	NIS 19	8	3	5	0,84
13	NIS 4	8	5	3	0,73
14	NIS 15	8	4	4	0,80
15	NIS 2	8	5	3	0,63
16	NIS 20	8	4,5	3,5	0,64
17	NIS 5	8	5	3	0,67
18	NIS 18	8	5	3	0,69
19	NIS 14	7,5	5	2,5	0,63
20	NIS 11	7,5	5	2,5	0,59
	<b>Average score</b>	<b>8,5</b>	<b>3</b>	<b>5,5</b>	<b>0,73</b>

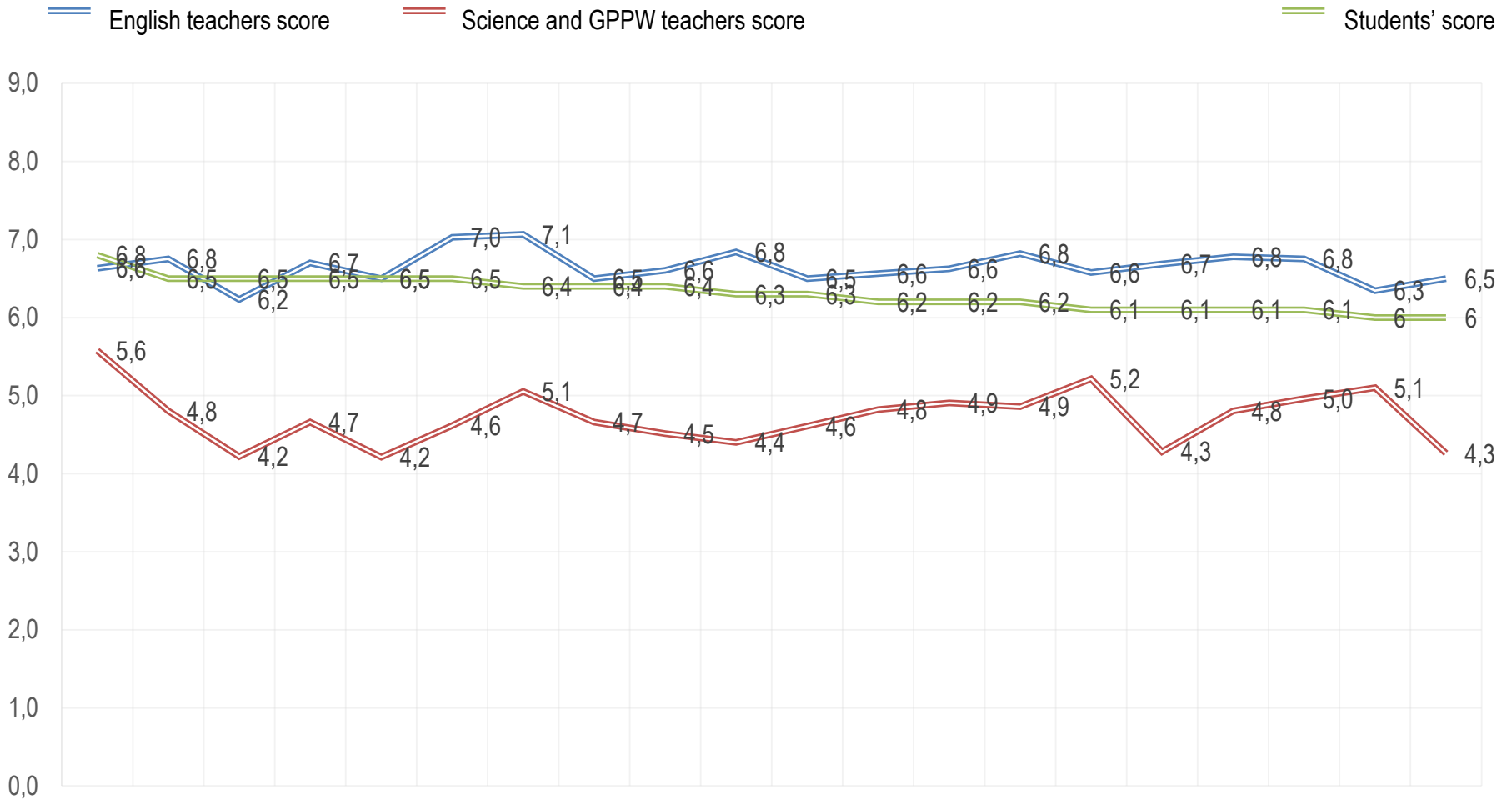
# Students' results enrolled by Initial (old) and Updated (new) Selection system

	Updated Selection system	Initial Selection system	Overall score
IELTS average score	6,4	6,3	6,3

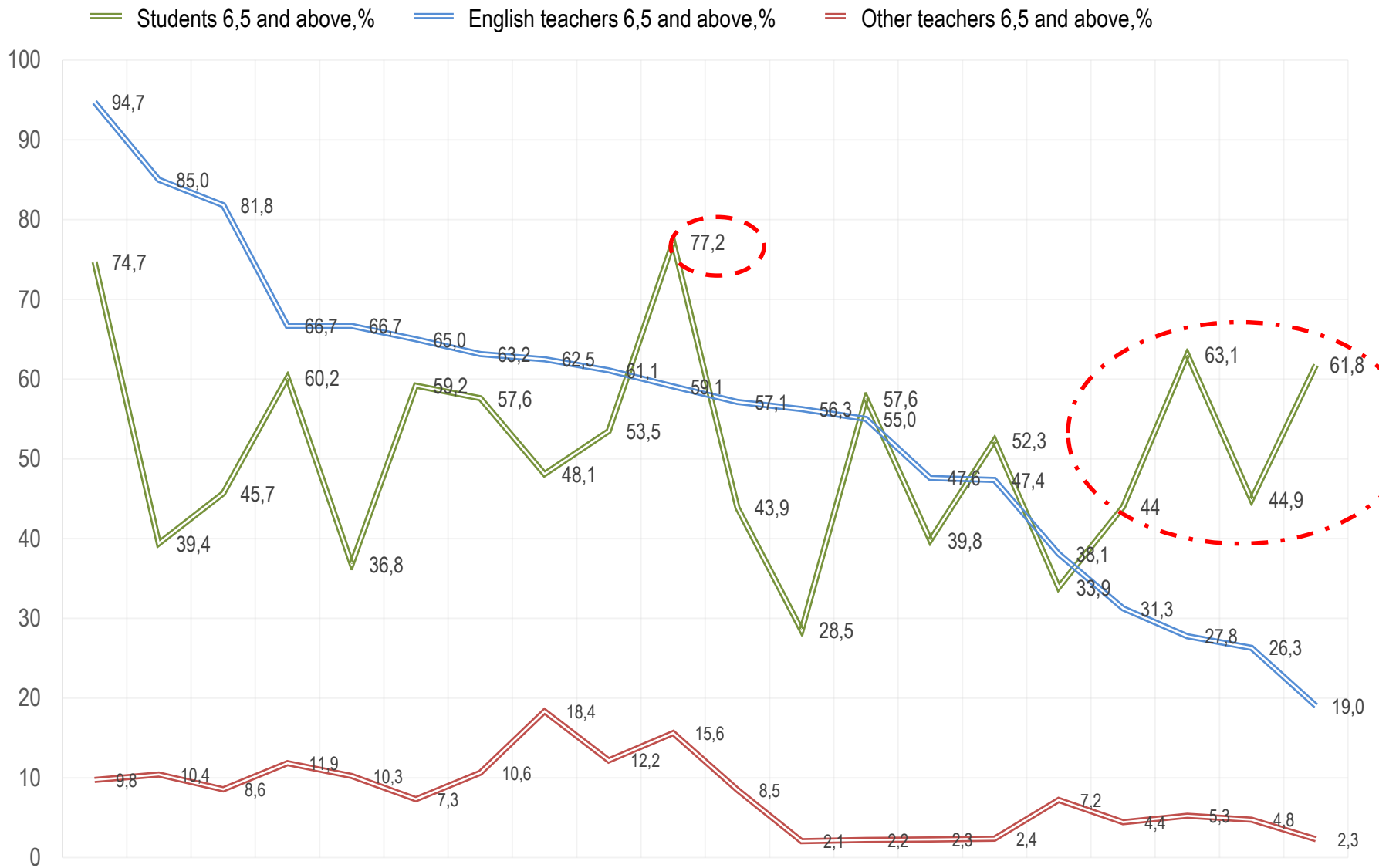
English scores on Selection system	IELTS average score by reading
under 20	5,5
20-80	6,0
81-110	6,1
111-140	6,3
141-170	6,5
171-200	6,9
Correlation = 0,45	

Average score on external assessment at 10th Grade	IELTS average score by reading
4	4
4	4,5
4	5
4	5,5
5	6
5	6,5
5	7
6	7,5
6	8
6	8,5

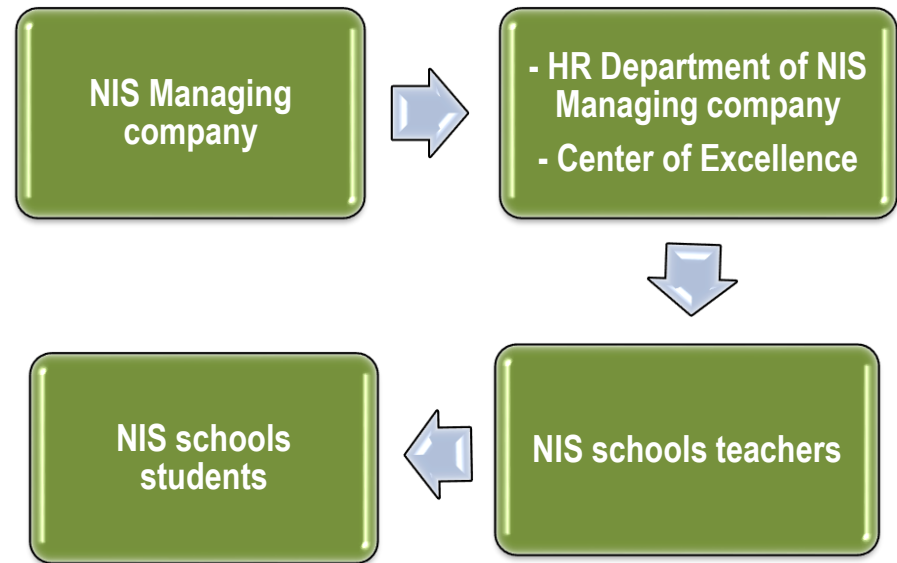
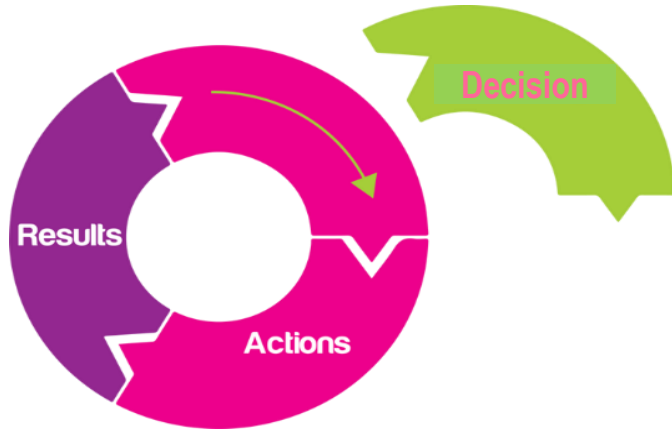
# Average score of students and teachers on IELTS



# Students and teachers results on IELTS



# Decision making at policy makers level



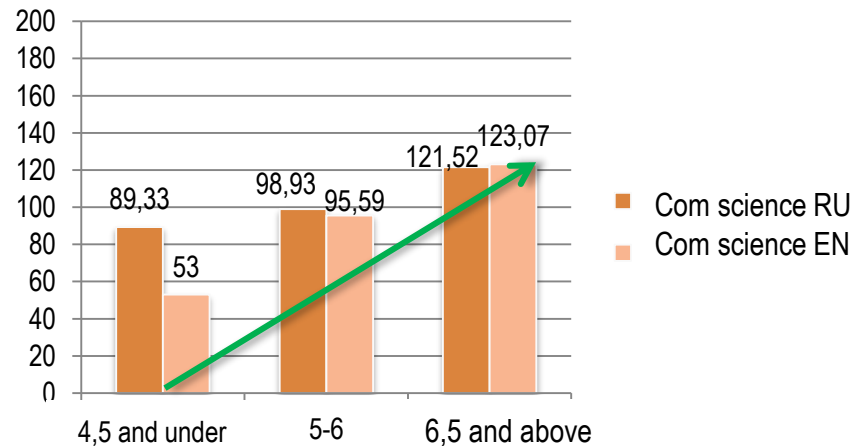
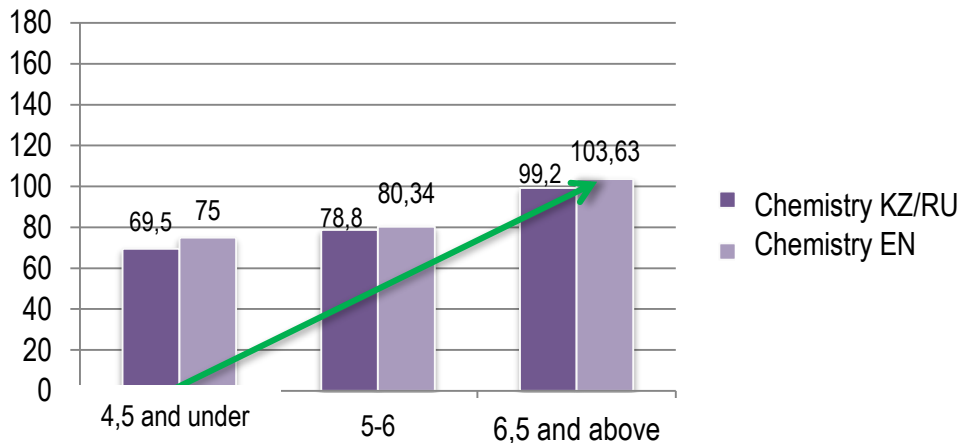
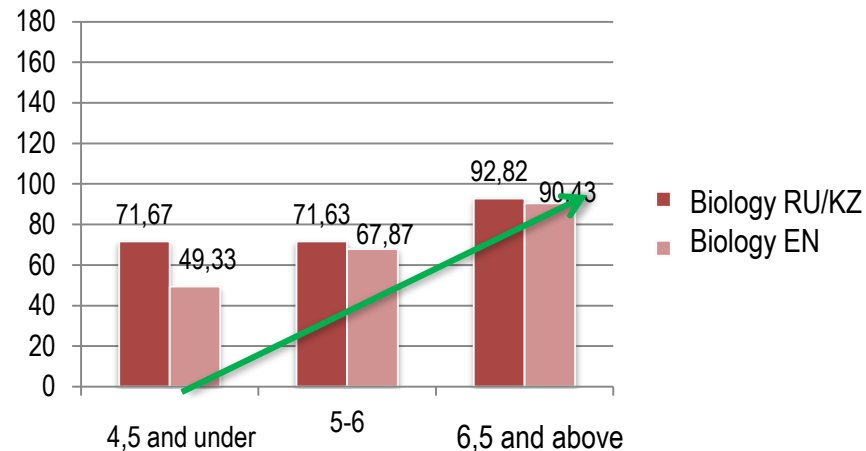
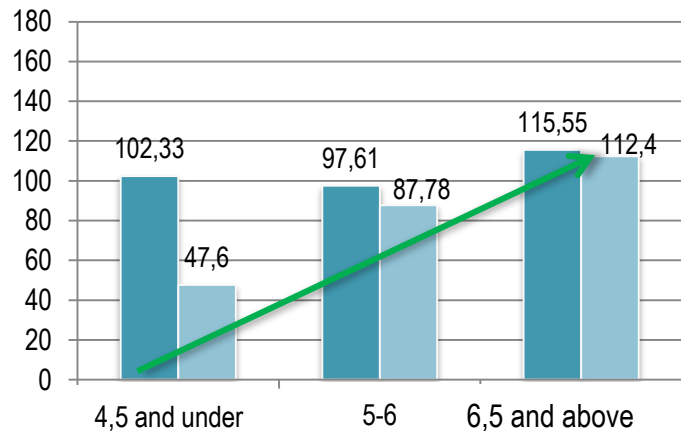
## Actions for improvement of teachers' «writing» and «speaking» skills

Professional development course on «Academic writing» for English teachers	6 week online courses for improvement of writing on the framework of IELTS exam (40 participants)
Professional development course for English teachers in the school	1) With the help of international staff at NIS 2) by 8 trainers of CELTA, DELTA among NIS staff
Online training on English language	24 week course for development of «writing» and «speaking» skills including 24 webinars, 24 group sessions, individual support, online platform, interactive forms of tasks, final assessment with issuing certificate indicating on CEFR level ( 200 participants)

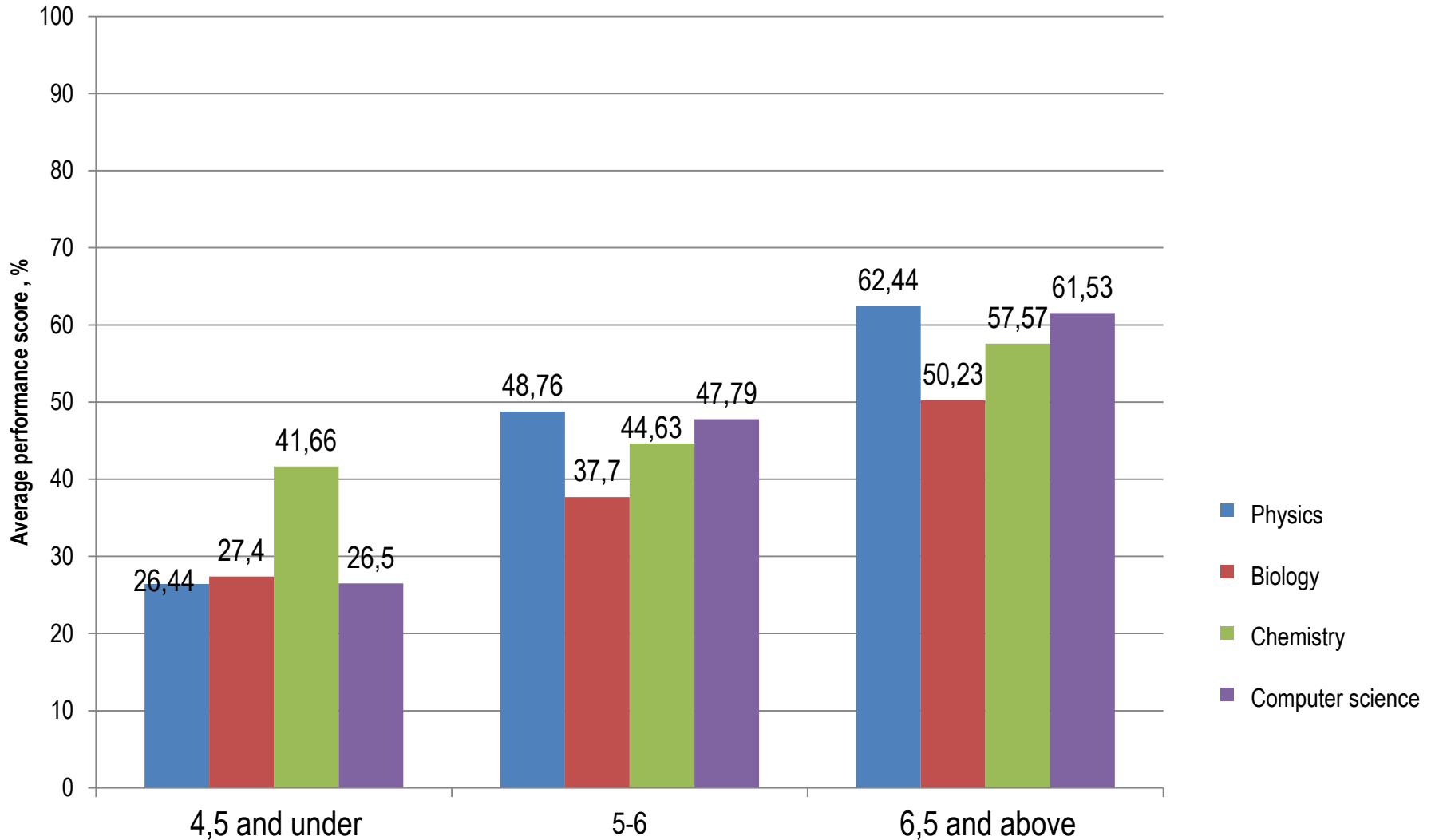
# Decision making at school level

Levels	Actions
School administration	<ul style="list-style-type: none"> <li>▪ Conducted individual meetings with each teacher taught IELTS and drew up an analysis of performance, identified tasks to improve results.</li> <li>▪ Organized courses for teachers on the methodology of preparing for IELTS with the participation of international staff</li> <li>▪ Conducted early explanatory work among students and parents of 9-10 Grades on the format and rules of passing IELTS</li> <li>▪ Continued the system of early language immersion of newly enrolled students in the English language through a summer school</li> <li>▪ Included consultation hour on English to cover grammar material in all 7-9 Grades</li> <li>▪ Organized IELTS mock exams for 11 Grade students</li> <li>▪ Organized in-school courses for teachers of English on IELTS skills</li> <li>▪ Systematized the available textbooks for the effective preparation of students for IELTS (grades 9-12).</li> <li>▪ Compared IELTS results with monitoring of students' achievement results in English.</li> </ul>
Departments	<ul style="list-style-type: none"> <li>▪ Continued the system of consultation for preparing students for IELTS and SAT, tighten control over the students' attendance</li> <li>▪ Conducted additional classes on IELTS preparation strategy for students of 11-12 Grades</li> <li>▪ Classes with foreign teachers for improvement of speaking skill</li> <li>▪ Improved teachers' English proficiency level to 7.0</li> <li>▪ Organized coaching sessions for newly adopted English teachers according to the methodology of preparing students for IELTS exam</li> </ul>
Teachers	<ul style="list-style-type: none"> <li>▪ Engaged students in Grades 7–11 on school project “Handwriting” project to improve writing skills English language</li> <li>▪ Formed teams from middle and high school to prepare and participate in the World Scholar Cup international project in order to improve speaking skills.</li> <li>▪ Organized “speaking” club with the help of a self-government committee</li> <li>▪ Organized tutorials of international teachers on the “speaking” component</li> <li>▪ Organize in-school PD trainings/workshops for English teachers on the skills of “writing” and “speaking”</li> </ul>

# Students' External assessment results by optional subjects in comparison with IELTS results



# Student's score External assessment results in comparison with IELTS scores





# Literature

- AEO Nazarbayev Intellectual Schools (2013). *Autonomous Educational Organization “Nazarbayev Intellectual Schools” 2020 Development Strategy*.
- AEO Nazarbayev Intellectual Schools (n.d.). Educational Program - AEO ‘Nazarbayev Intellectual Schools’ - NIS - Program. Retrieved from <http://www.nis.edu.kz/en/programs/AEO%20%E2%80%9CNazarbayev%20Intellectual%20Schools%E2%80%9D%20%E2%80%93%20NIS-Program/>
- Byram M. (1994). Training for language teachers: views from elsewhere. *Language Learning Journal*
- Gilakjani A.P., Ahmadi M.R. (2011) *A Study of Factors Affecting EFL Learners' English Listening Comprehension and the Strategies for Improvement*. *Journal of Language Teaching and Research*, Vol. 2, No. 5, pp. 977-988, Retrieved from <https://pdfs.semanticscholar.org/e7d2/aec588b4279fc2f53181315df78ccc1d94ee.pdf>
- IELTS (n.d.). *Common European Framework - How Should the CEFR Be Used by Recognising Institutions Wishing to Set Language Ability Requirements*’ <https://www.ielts.org/ielts-for-organisations/common-european-framework>
- Mounawar A. (2003). *Factors That Contribute to Success in Learning English as a Foreign Language*. *Damascus University Journal*, Vol. 19, No. 1+2

**THANK YOU!**

[www.nis.edu.kz](http://www.nis.edu.kz)

